

The TROPIC POOL & TROPIC POOL SEMI-INGROUND



SIZE

168 in. x 91 in. x 52 in.
427 cm x 231 cm x 132 cm

19 Jets

CAPACITY

1805 gal | 6833 L

DRY WEIGHT

2250 lbs | 1020 kg

PUMPS (NORTH AMERICA 60 HZ)

5.0 BHP (2.5 HP continuous) 1-Spd / 15 Jets
(for Hydrotherapy)


(2) 4.0 HP 1-Spd / 4 Swim Jets (for Swim)

PUMPS (EXPORT 50 HZ)

3.0 HP 1-Spd / 15 Jets (for Hydrotherapy)

(2) 2.0 HP 1-Spd / 4 Swim Jets (for Swim)

ACRYLIC COLORS



Sierra



Silver
Marble



Wispy
Blue

STANDARD FEATURES

- Warranty:
 - Lifetime Structure^a
 - 7-Year Surface Warranty
 - 5-Year Parts, Labor, Electrical and Plumbing
 - 2-Year Cabinet
- Weather Guard Covers
- SpaTouch Topside:
 - Color Touchscreen Panel, WiFi Ready (Module Required), Multi-language Interface
- Heater: 5.5 kW for North America (60 Hz), 3.0 kW for Export (50 Hz)
- Maintenance Free Royalwood Cabinet
- (2) 18 in. Grab Rails
- Full Foam with ABS Bottom
- 12 in. TropicFall
- Hi-Flo Circulation System
- DynaBrite Max LED: (12) 2 in. Lights, 5 in. Light, Illuminated TropicFall, 6 in. Swim Jets
- Hydrotherapy System: 15 Helix Jets, 5.0 BHP 1-Spd Pump
 - (4) 6.0 in. Swim Jets (175 GPM rated)
 - (2) 4.0 HP 1-Spd Swim Pump

OPTIONAL FEATURES

- Stereo System: (w/Optional (2) 3 in. Patio Speakers)
 - Bluetooth® Music Experience
 - Bluetooth Receiver, AM/FM, USB, Auxiliary Input, (4) 3 in. Speakers, Subwoofer
- Water Purification:
 - 1) Optix AOP™
 - 2) O3 Infusing Chamber
 - 3) Ozonator
 - 4) Nature2® Cartridge
- Aquatic Training System:
 - 1) Stationary Swim Resistance Tether
 - 2) Rowing Bars and Resistance Tethers
- Worldwide WiFi App Module
 - Download App for Smart Device to Control Exercise Pool Wirelessly

Specifications are subject to change without notice.

BHP: Brake Horsepower | HP: Horsepower | ^aRefer to Owner's Manual for Full Description |


**Available on Semi-Inground Models Only | ~Volumes are measured per APSP-14 testing. Volumes in field may vary by customers preference.

© 2020 May Manufacturing, LLC


ROYALWOOD

Maintenance-Free Cabinets


Antique




Grey




Taupe




Java



Charcoal Black



Sequoia




ROCK CABINETS

(Semi-Inground only)

Sandstone



Javastone




WEATHER GUARD COVERS


Midnight



Stone



Pinot



Sea Oats

