

# PREMIUM GRAPHITE GRAY PANEL™ POOLS


- EQUIPPED WITH HIGHEST-GRADE POOL ACCESSORIES
- 1,200 GAL/HR SAND FILTER PUMP INCLUDED FOR CRYSTAL CLEAR WATER



KRYSTAL CLEAR™  
SAND FILTER PUMP



REMOVABLE LADDER



DEBRIS COVER



GROUND CLOTH



## SPECIFICATIONS

ITEM#

VOLTAGE

SAND FILTER PUMP

LADDER

GROUND CLOTH

POOL COVER

CASE PACK

CASE WEIGHT

15ft 8in x 49in  
(4.78m x 1.24m)  
Approximate set-up size

ITX-75-6383  
**26383EH**

110-120V  
(W/GFCI)

1,200 gal  
(4.5m<sup>3</sup>)



1 ea  
3 boxes

487.1 lb  
(221.4 kg)

Water Capacity (90%): 4,440 gal (16,805L)  
Ready for Water in 120 Minutes

# INTEX®

## PREMIUM GRAPHITE GRAY PANEL™ POOLS

INTEX'S HIGH-END  
PANEL WALL POOL  
BRINGS INCREDIBLE VALUE &  
SOPHISTICATION TO YOUR BACKYARD


- Easy to assemble swim in a matter of hours not days
- Natural wood looking high end panel wall
- Puncture resistant
- 2 year warranty
- Package includes pump filter and ladder



**2**  
YEAR  
LIMITED WARRANTY

Natural wood looking  
high-end panel wall


26383EH  
15'8" x 49"



Puncture-resistant



Innovative  
new T-Joint



Natural-wood  
look panels

\* Limited warranty against manufacturing defects applies for 2 years for the sand filter, the pool frame, the pool liner and paneling, and for 1 year for the pool ladder. Other components are subject to a 90-day service program. Please see enclosed warranty or visit [www.intexcorp.com/warranty-return-policy/](http://www.intexcorp.com/warranty-return-policy/) for more information, requirements and limitations.